




Learn to draw Meggy-Moo Manatee



Step 1: Draw a circle.



Step 2: Draw a bean shape.




Step 3: Draw an oval for the tail and two "U"s for the flippers.




Step 4: Draw a peanut shape for the mouth and two circles above it for the eyes.




Step 5: Draw circles for the eyes
And a triangle indent in the tail.



Step 6: Draw three lines for whiskers
And three dots on the face.



Step 7: Draw a small smile
And little dashes for the flippers and nose.



Step 7: You're done!
Add details if you want.